

Mt. Baker Planned Parenthood (MBPP)

Linda McCarthy, Executive Director

Serving: Whatcom, Skagit, and San Juan Counties





MBPP

Snapshot

- 1969 - MBPP opened its doors as Family Planning Association of Whatcom County – **we are 50!**
- 1970 - Accepted as an “affiliate” of Planned Parenthood Federation of America
- 1980 - Services extended to Skagit County, name becomes Mt. Baker Planned Parenthood
- 1995 - Services extended to San Juan County

Three legs of the Planned Parenthood stool

- Medical Services
- Education
- Advocacy

MBPP Services


- Contraception
- STI Screening and Treatment
- Cancer Screenings
- Pregnancy Testing
- Gender Affirming Hormone Therapy
- Abortion Care

About MBPP, 2018

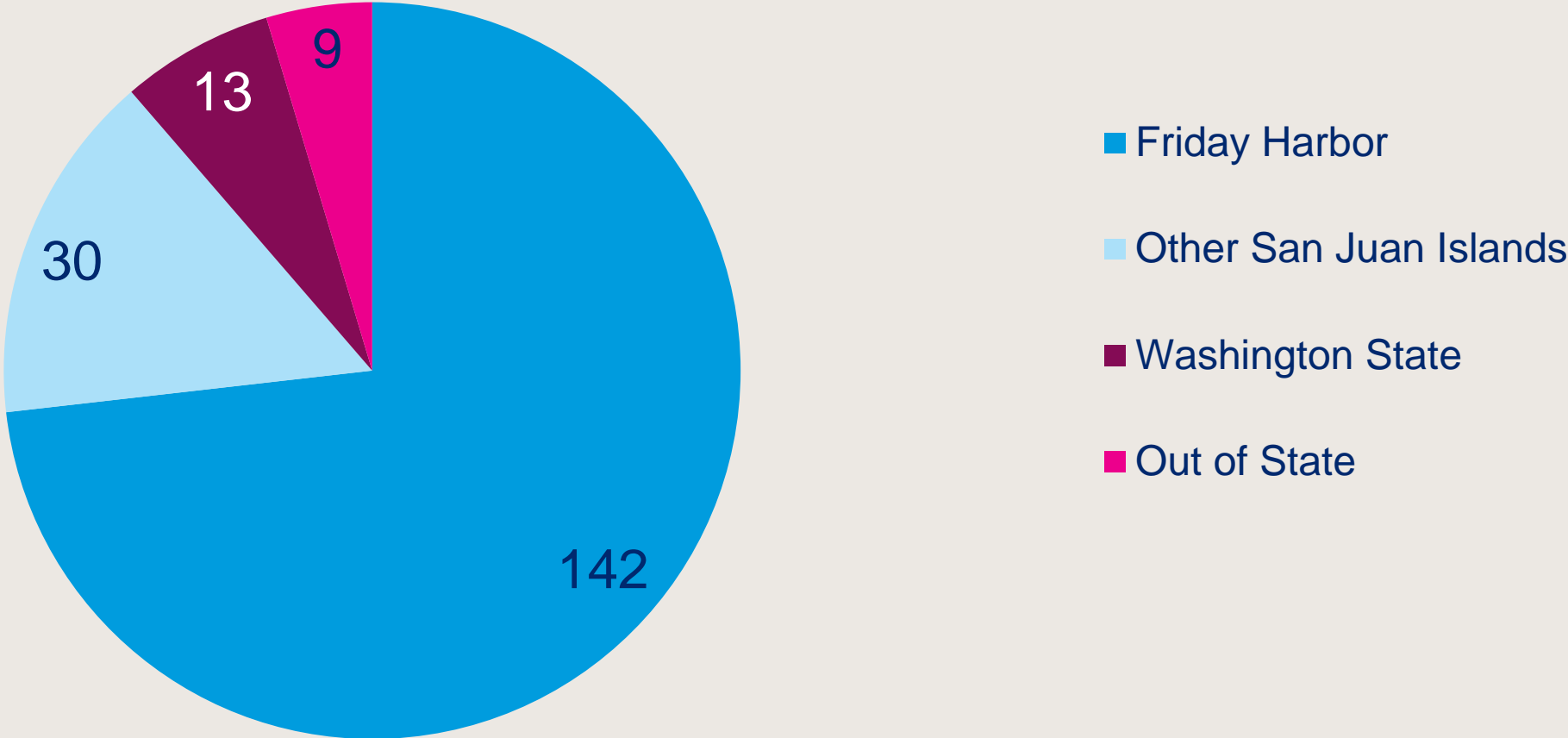
- One of **53** PP affiliates across the nation
- Served **9,567** patients (**1,249** males ~ 13%)
- Patients were seen for **15,231** visits
- Abortion services are **4%** of our visits (**633**)

Clinical Visits

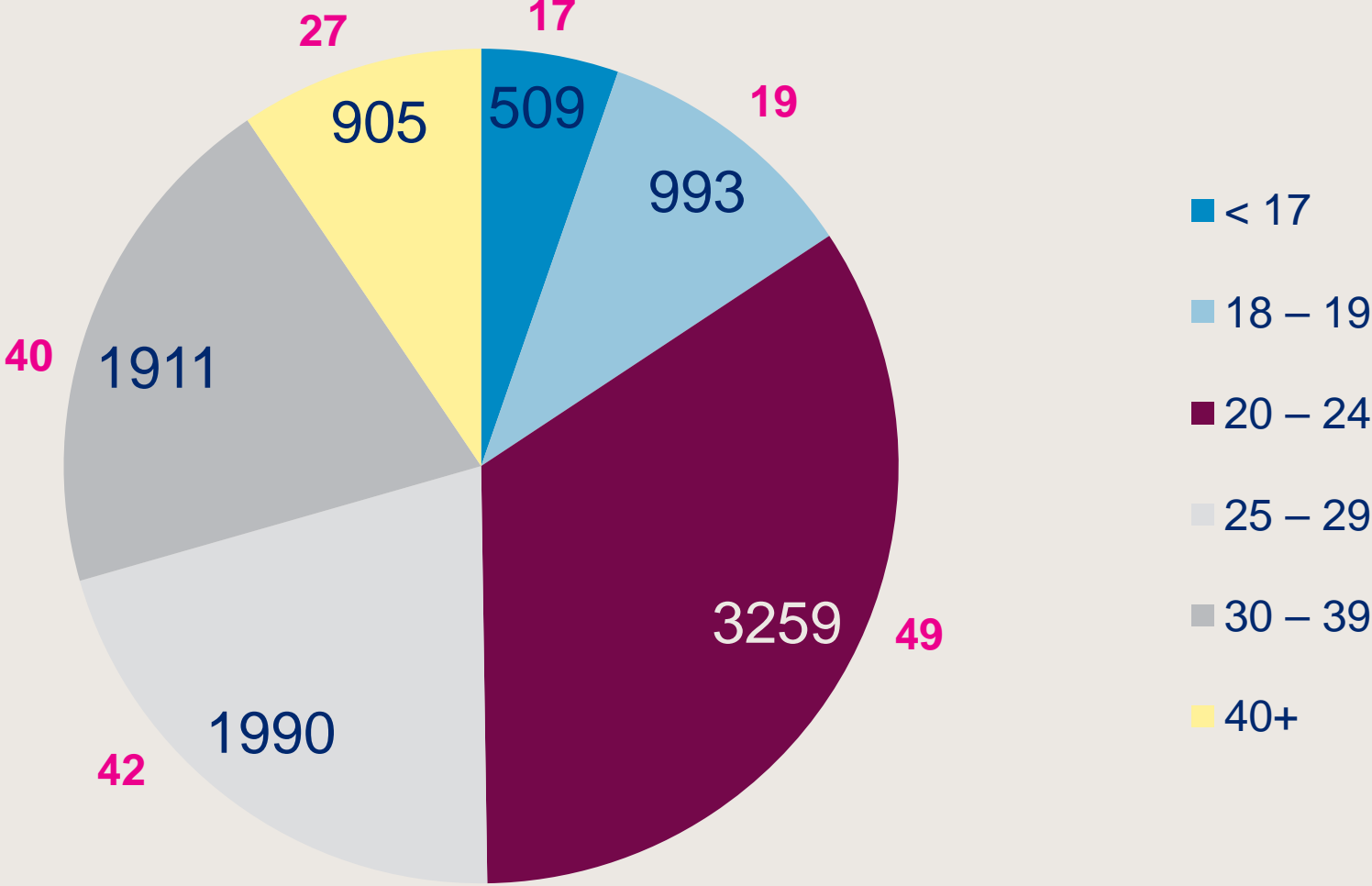
15,231 total visits



Patients by ZIP Code (194 seen in Friday Harbor)

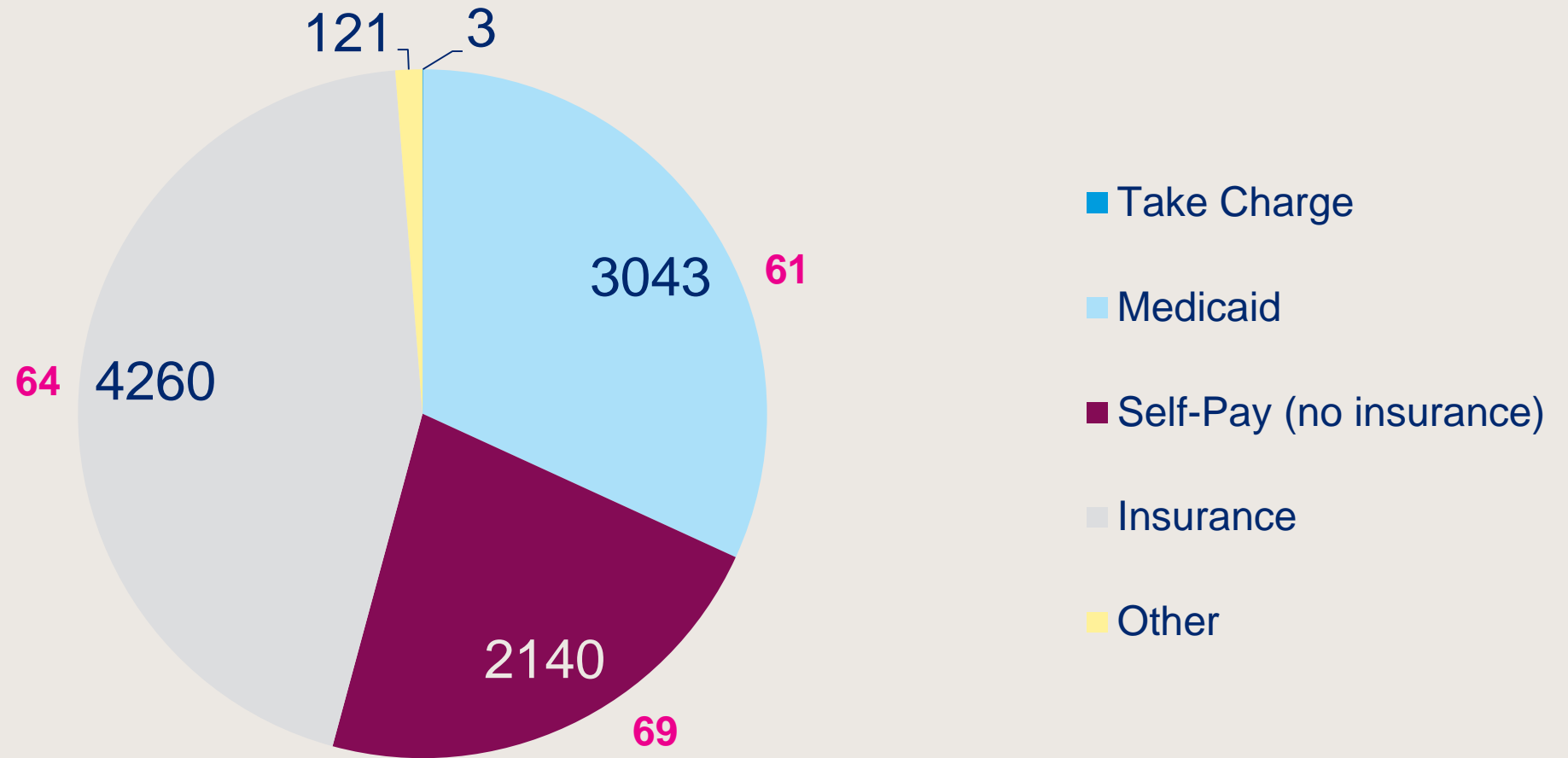


Patients by Age



Payment by Source of Visit

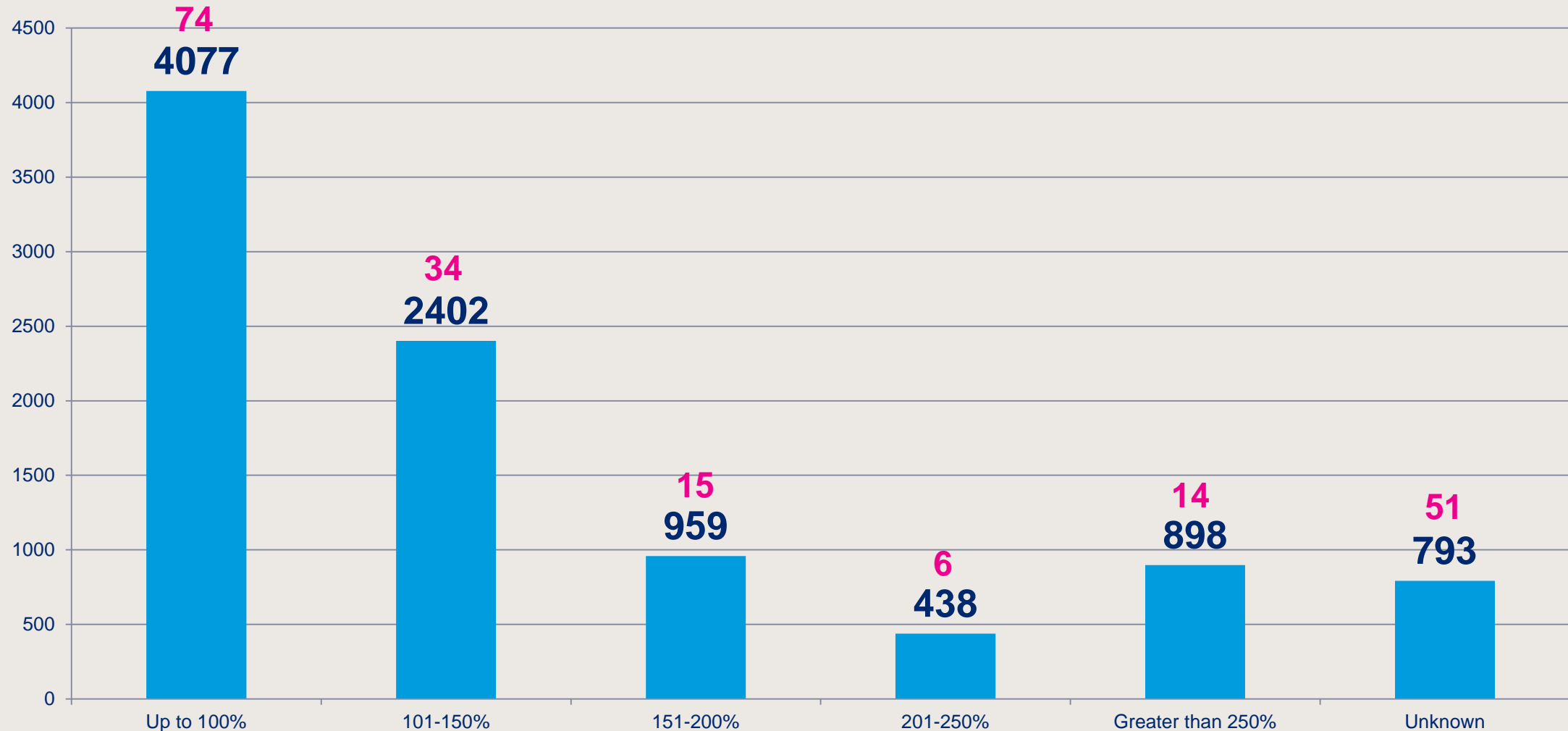
MBPP accepts all forms of payment – from sliding scale fee-for-service to Medicaid, Medicare, Tricare, and private insurance.



Federal Poverty Level of Patients

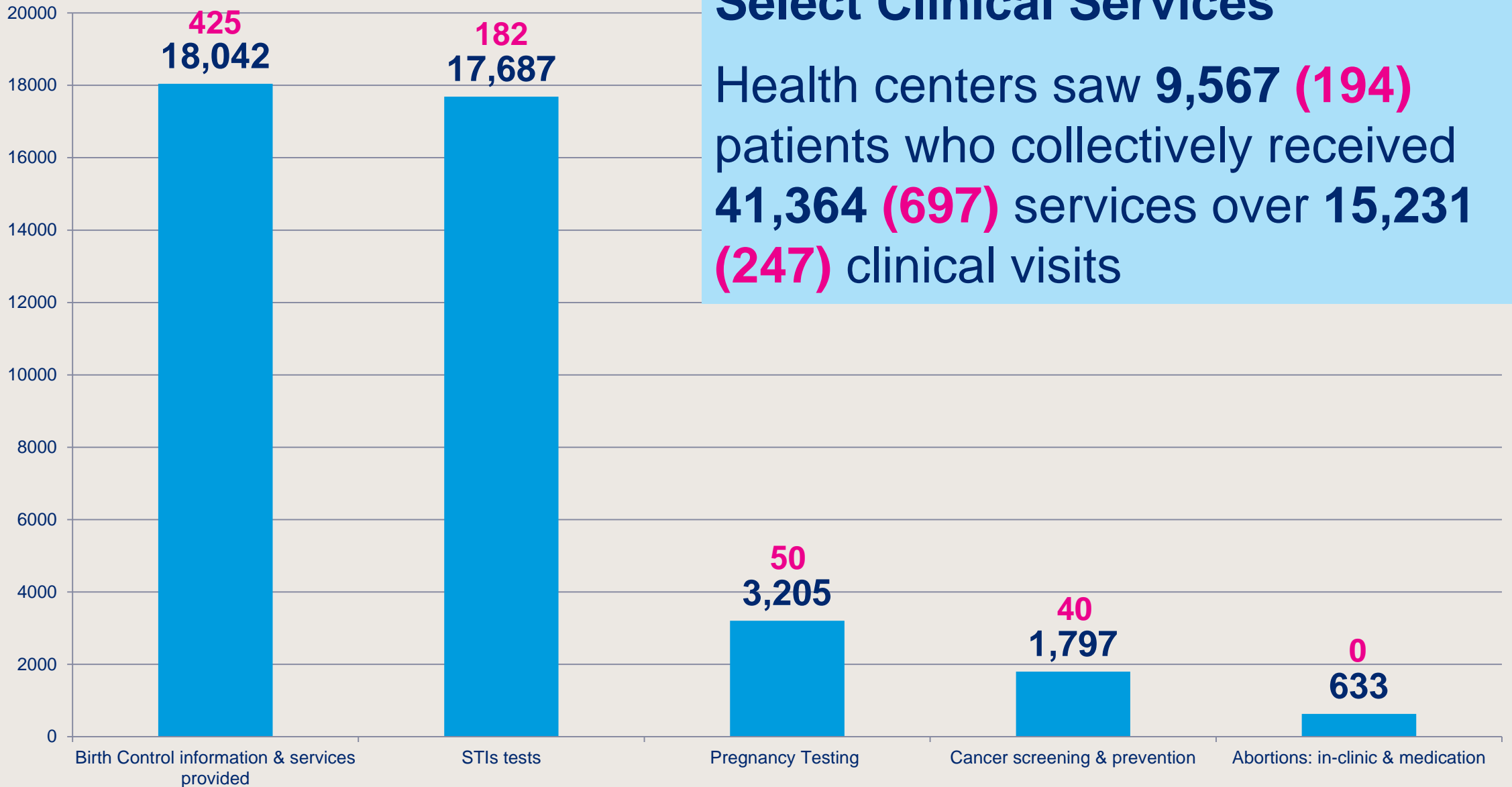
Federal Poverty Level (100 % FPL) equals \$12,140 for a family of one or \$25,100 for a family of four. (4,019 or 42%)

101 – 150% FPL, which equals \$12,141-\$18,210 for a family of one or \$25,101-\$37,650 for a family of four. (2,374 or 25%)



Select Clinical Services

Health centers saw **9,567 (194)** patients who collectively received **41,364 (697)** services over **15,231 (247)** clinical visits



STI Tests

	Unduplicated Totals	Whatcom Co.	Skagit Co.	San Juan Co.
STI Tests	17,687	12,674	4,831	182
Positive Chlamydia Tests	463	297	166	0
Positive Gonorrhea Tests	69	46	23	0
Positive Syphilis Tests	6	4	2	0

Pregnancy Tests & Abortion Care

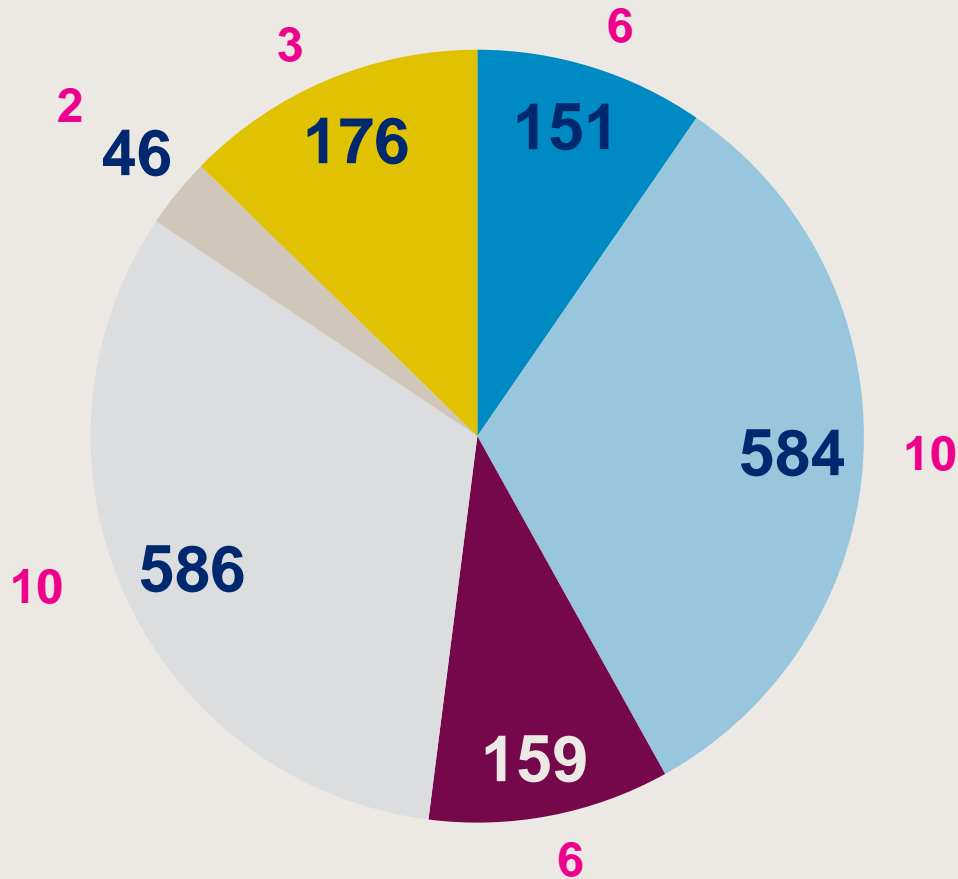
	Unduplicated Totals	Whatcom Co.	Skagit Co.	San Juan Co.
Pregnancy Tests	3,205	1,775	1,380	50

	Unduplicated Totals	Whatcom Co.	Skagit Co.	San Juan Co.
Abortions: in-clinic and medication	633	479	154	0

Theoretical Estimates of Pregnancies Averted

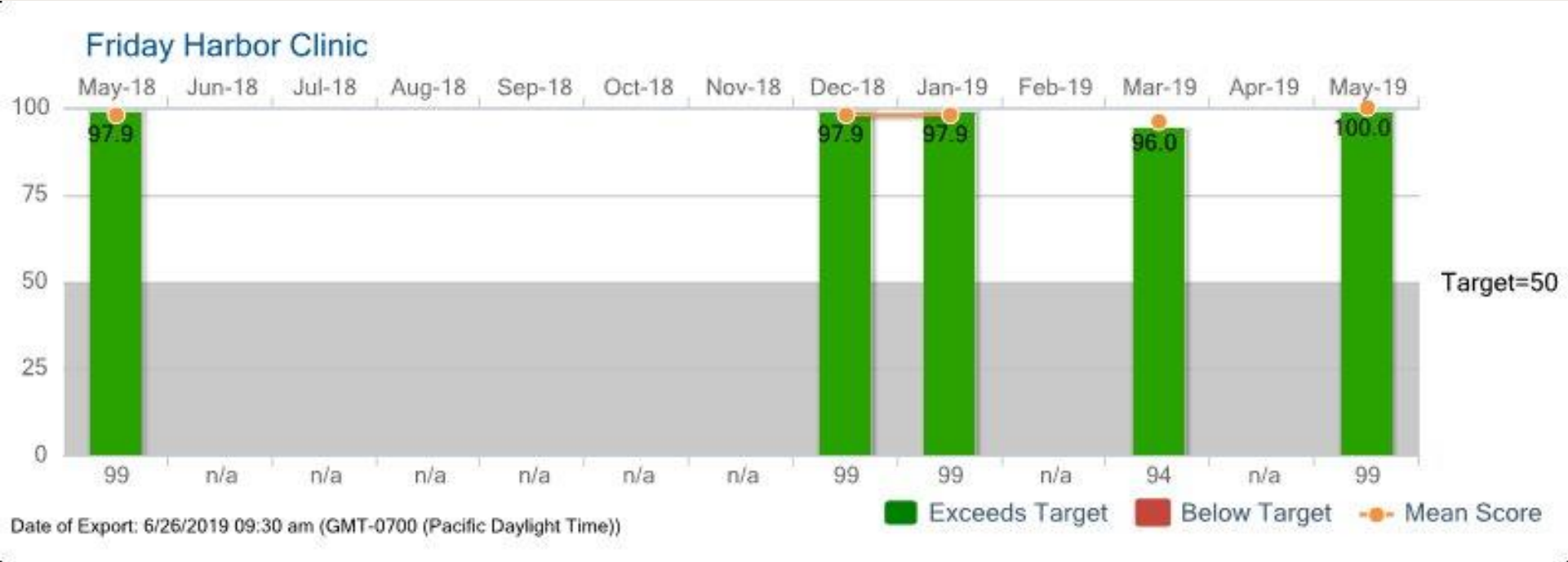
(as determined by Federal formula)

2018 = 1,702 (37)
unintended
pregnancies
averted



- Births Averted (<19 yrs)
- Births Averted (>20 yrs)
- Abortions Averted (<19 yrs)
- Abortions Averted (>20 yrs)
- Miscarriages Averted (<19 yrs)
- Miscarriages Averted (>20 yrs)

Friday Harbor Press Ganey Survey – Patient Experience



Support and Revenue	
Support	
Government Grants and Contracts	62,035
Fund Raising	<u>17,493</u>
Total Support	79,528
Patient Service Revenue	
Private Insurance and Self Pay	69,763
Medicaid, Medicare, Healthy Options	25,298
Allowance for contractual adjustments and bad debts	<u>(58,983)</u>
Total Patient Service Revenue	36,078
Revenue	
In-Kind Revenue	510
Miscellaneous	<u>-</u>
Total Revenue	<u>510</u>
Total Support and Revenue	<u>116,116</u>
Expense	
Payroll	
Salaries and Wages	50,922
Taxes and Benefits	<u>10,274</u>
Total Payroll	61,195
Other Operating Expenses	
Facility Expenses	15,765
Business Expenses - Other	758
Dues	791
Utilities & Telephone	2,693
Professional Services	1,833
Medical supplies	8,675
Lab Fees	62
Travel, Conference and Meetings	2,274
Insurance	1,201
IT expenses (Data lines, SW)	9,478
Equipment Expenses	677
Training & Education	181
Marketing & Advertising	4,194
Taxes (Non payroll)	581
Miscellaneous	1,088
Depreciation	3,764
Bad debt	<u>145</u>
Total Other Operating Expenses	<u>54,158</u>
Total Expense	<u>115,353</u>
Excess (Deficit)	<u>763</u>

Mt. Baker Planned Parenthood – Friday Harbor Health Center

Annual financial report
for period ending
December 31, 2018

Fiscal Years	2014	2015	2016	2017	2018
Total Support & Revenue	88,561	102,761	89,032	143,287	116,116
Total Expense	109,607	100,108	126,095	129,211	115,353
Excess (Deficit)	(21,046)	2,653	(37,064)	14,076	763

Thank you.

