

Mt. Baker Planned Parenthood (MBPP)

Linda McCarthy, Executive Director

Serving: Whatcom, Skagit, and San Juan Counties





MBPP

Snapshot

- 1969 - MBPP opened its doors as Family Planning Association of Whatcom County
- 1970 - Accepted as an "affiliate" of Planned Parenthood Federation of America
- 1980 - Services extended to Skagit County, name becomes Mt. Baker Planned Parenthood
- 1995 - Services extended to San Juan County

Three legs of the Planned Parenthood stool



Medical Services



Education



Advocacy

MBPP Services Available in Friday Harbor

- Birth Control
- Breast & cervical cancer screenings
- HPV vaccine
- STI screening/treatment
- HIV screening
- Pre-exposure prophylaxis (PrEP)
- Post-exposure prophylaxis (PEP)
- GYN care
- Family planning
- Wellness visits
- Menopause (midlife) services
- Pregnancy testing & options education

Expanded services not available in Friday Harbor but available to Friday Harbor patients:

- Abortion services (abortion pill & in-clinic)
- Miscarriage management
- Colposcopy & Loop electrosurgical excision procedure (LEEP)

Services to be Added in Friday Harbor (late 2020)


- Gender Affirming Hormone Therapy
- Behavioral Health via telemedicine

About MBPP, 2019

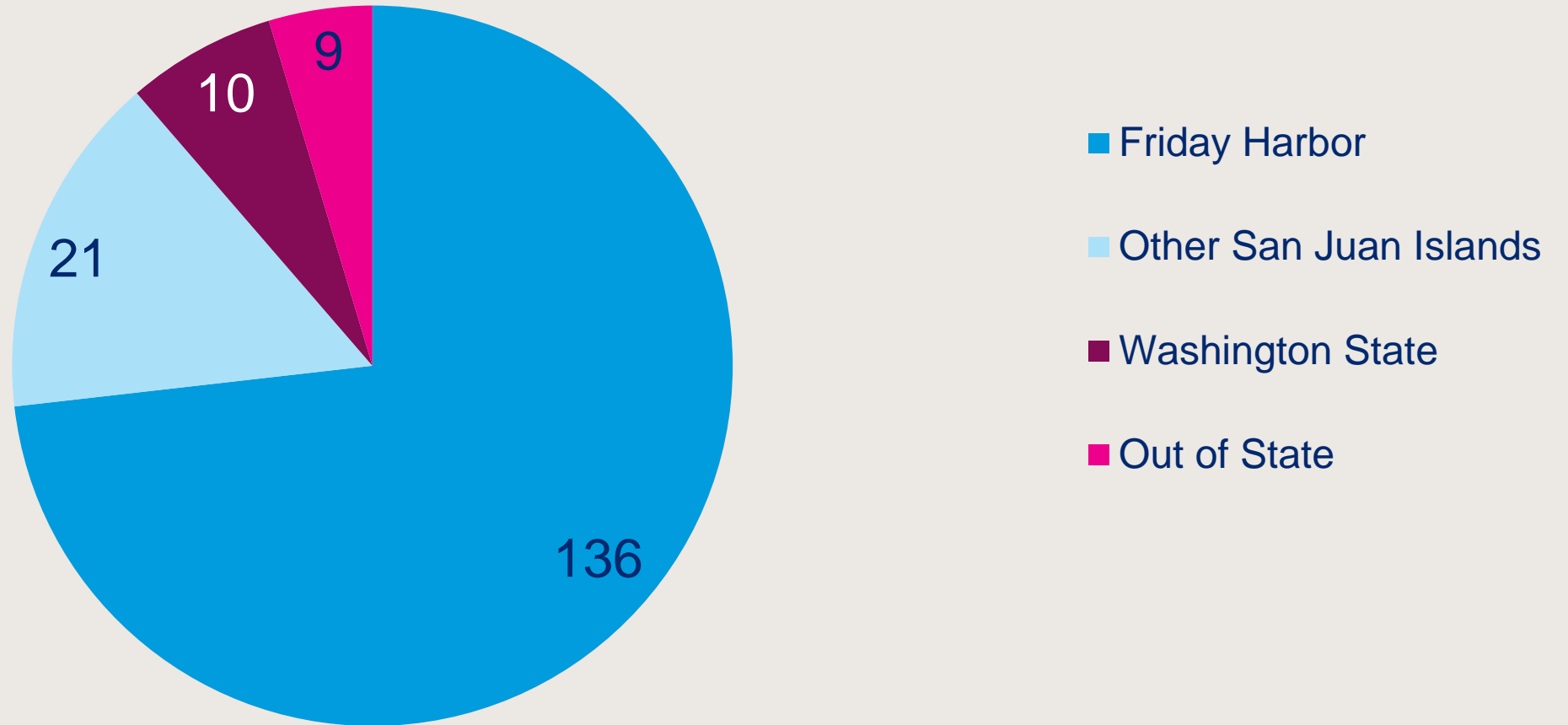
- One of **49** PP affiliates across the nation
- Served **9,054** patients (**1,883** males ~ 13%)
- Patients were seen for **14,891** visits
- Abortion services are **4%** of our visits (**617**)

Clinical Visits

14,891 total visits

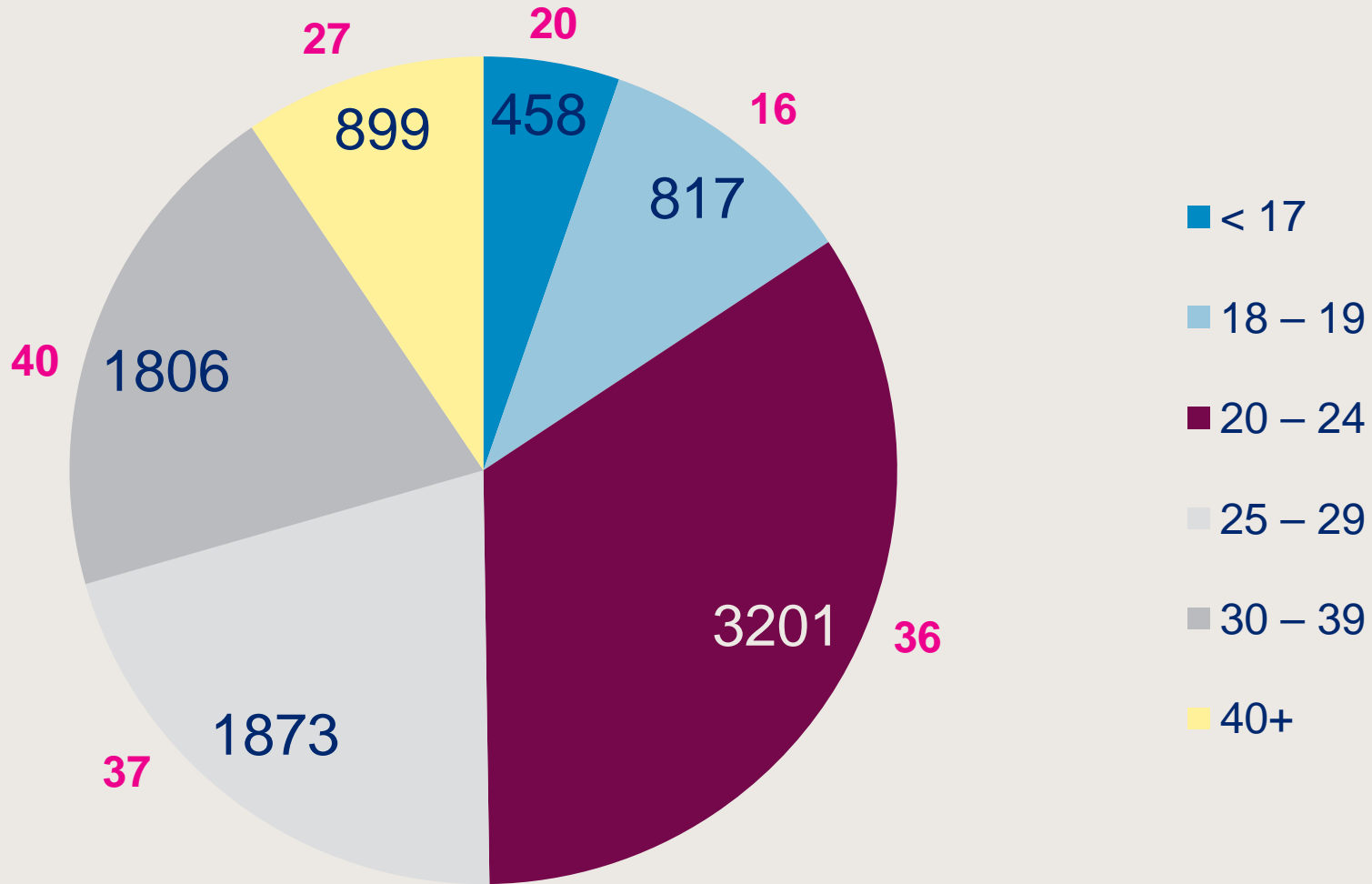


Patients by ZIP Code (176 seen in Friday Harbor)



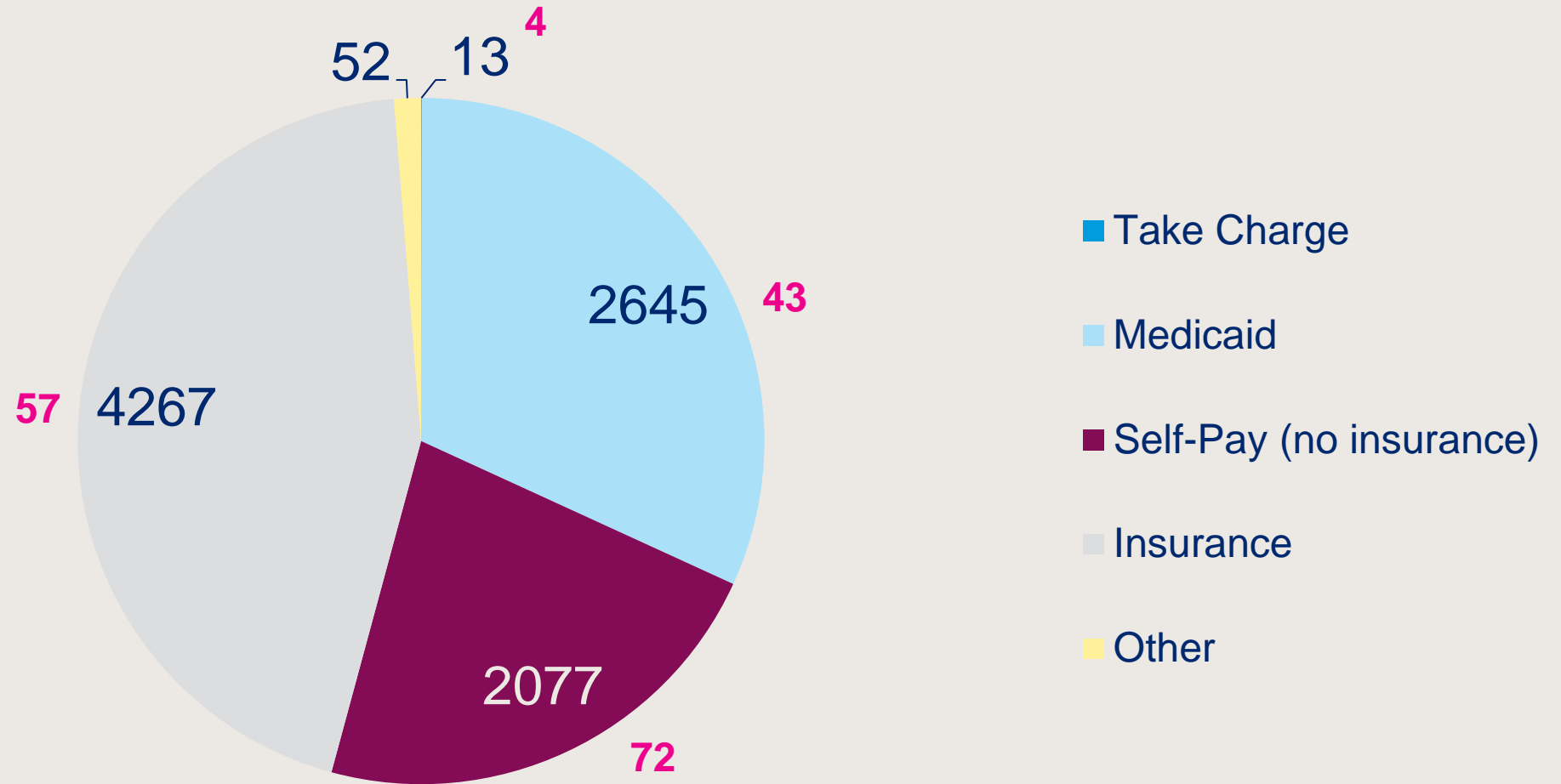
Patients by Age

(Friday Harbor specific number in pink)



Payment by Source of Visit (Friday Harbor specific number in pink)

MBPP accepts all forms of payment - from sliding scale fee-for-service to Medicaid, Medicare, Tricare, and private insurance.

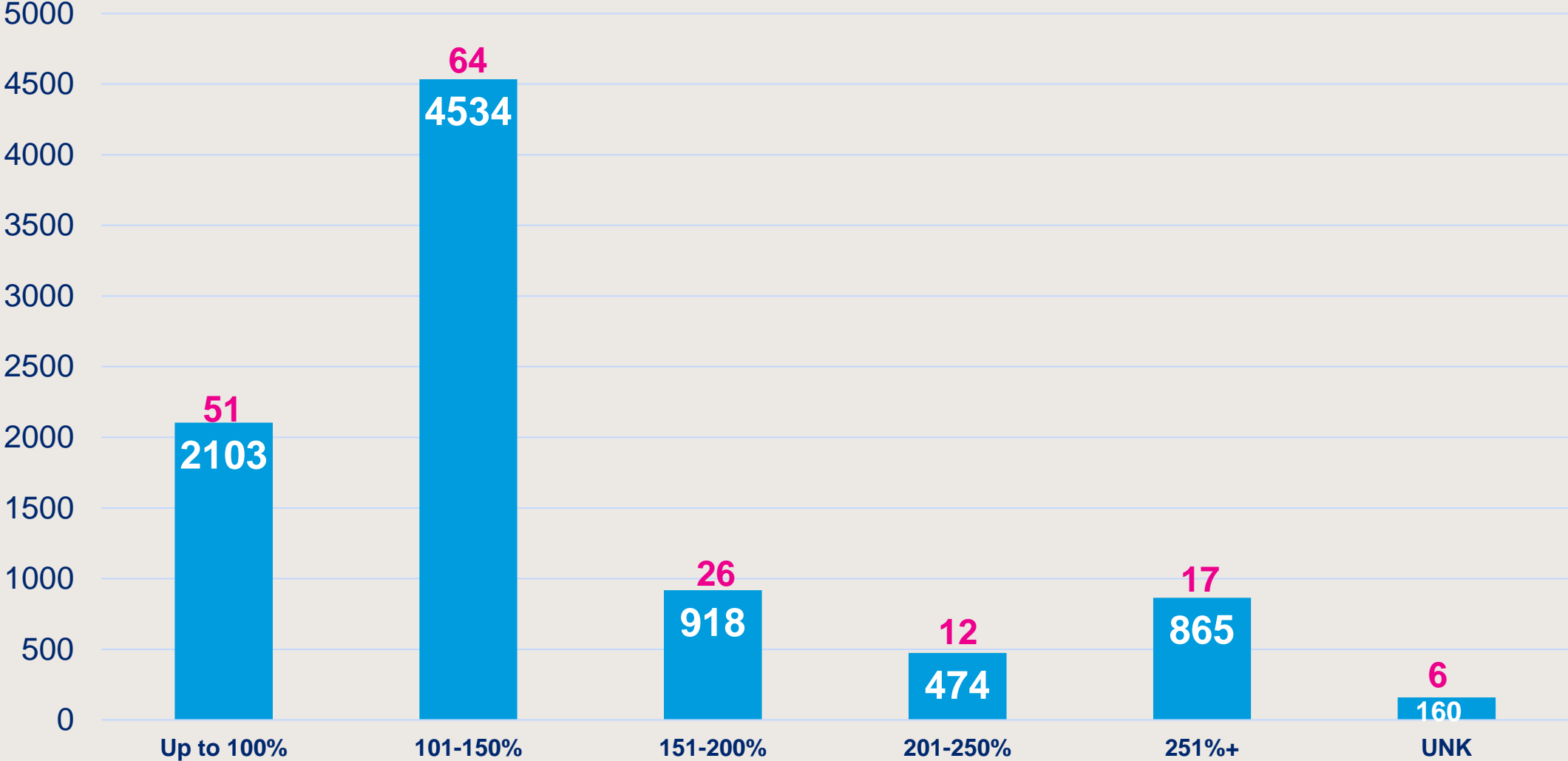


Federal Poverty Level of Patients

(Friday Harbor specific number in pink)

Federal Poverty Level (100 % FPL) equals \$12,490 for a family of one or \$25,750 for a family of four. (2,103 or 23%)

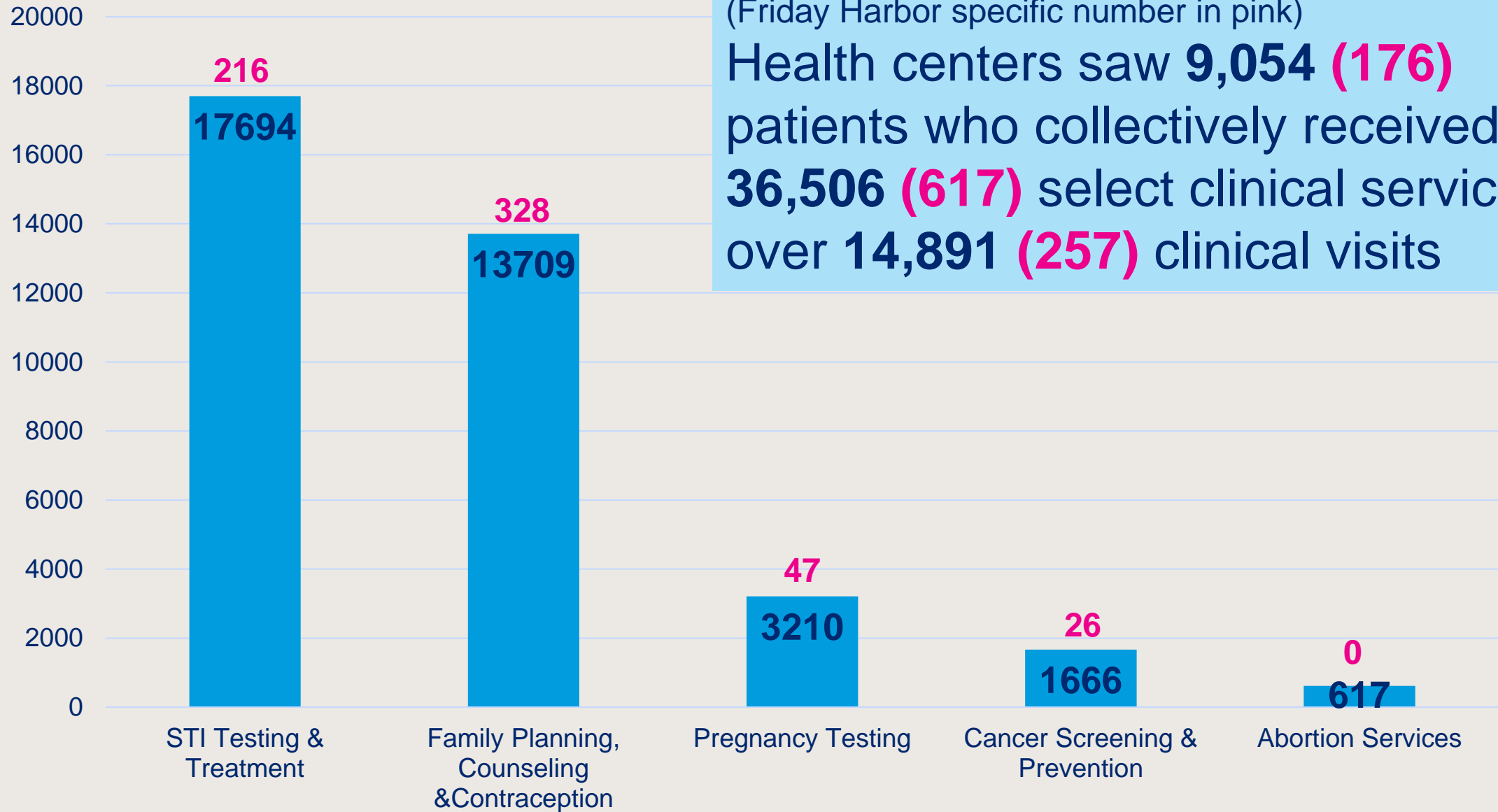
101 - 150% FPL, which equals \$12,491-\$18,735 for a family of one or \$25,751-\$38,625for a family of four. (4,534 or 50%)



Select Clinical Services

(Friday Harbor specific number in pink)

Health centers saw **9,054 (176)** patients who collectively received **36,506 (617)** select clinical services over **14,891 (257)** clinical visits



STI Tests

| | Unduplicated Totals | Whatcom Co. | Skagit Co. | San Juan Co. |
|--------------------------|---------------------|-------------|------------|--------------|
| STI Tests | 17,694 | 12,624 | 4,854 | 216 |
| Positive Chlamydia Tests | 443 | 280 | 161 | 2 |
| Positive Gonorrhea Tests | 41 | 20 | 22 | 0 |
| Positive Syphilis Tests | 19 | 15 | 4 | 0 |

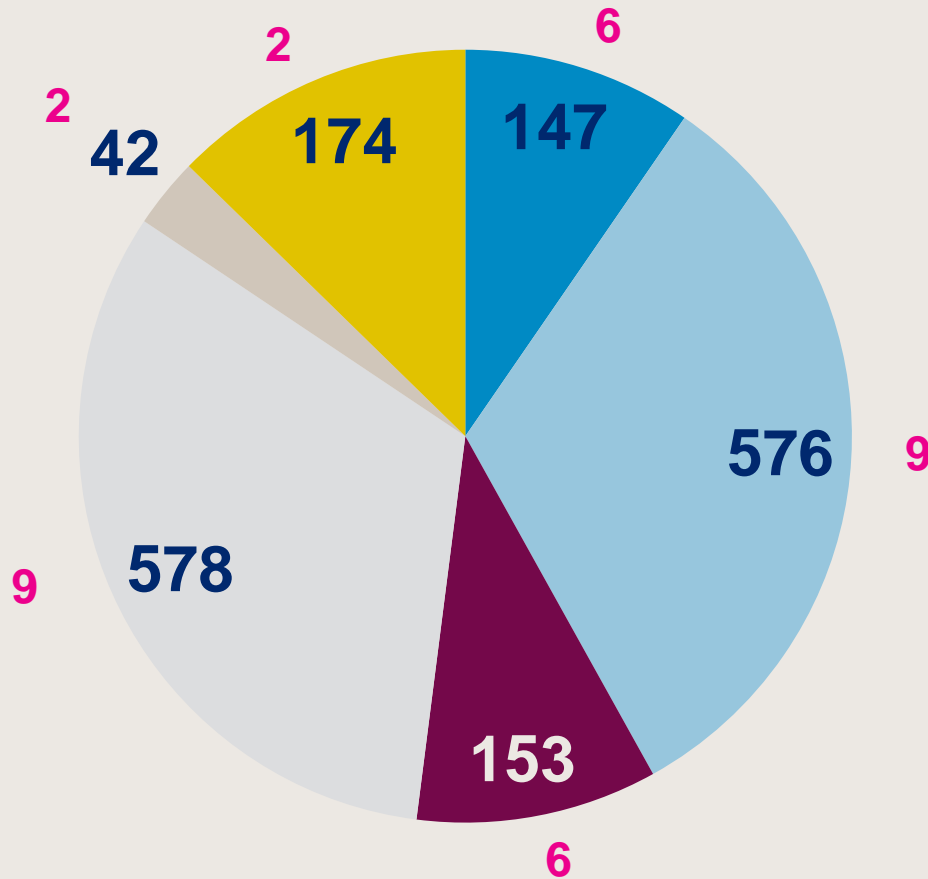
Pregnancy Tests & Abortion Care

| | Unduplicated Totals | Whatcom Co. | Skagit Co. | San Juan Co. |
|-----------------|---------------------|-------------|------------|--------------|
| Pregnancy Tests | 3,210 | 1,851 | 1,312 | 47 |

| | Unduplicated Totals | Whatcom Co. | Skagit Co. | San Juan Co. |
|---|---------------------|-------------|------------|--------------|
| Abortions: in-clinic and medication | 617 | 496 | 121 | 0 |

Theoretical Estimates of Pregnancies Averted

(Friday Harbor specific number in pink)
(as determined by Federal formula)



2019 = 1,670 (34)
unintended
pregnancies
averted

- Births Averted (<19 yrs)
- Births Averted (>20 yrs)
- Abortions Averted (<19 yrs)
- Abortions Averted (>20 yrs)
- Miscarriages Averted (<19 yrs)
- Miscarriages Averted (>20 yrs)

| | |
|---|--------------------|
| Support and Revenue | |
| Support | |
| Government Grants and Contracts | 65,415.91 |
| Fund Raising | <u>24,970.40</u> |
| Total Support | 90,386.31 |
| Patient Service Revenue | |
| Private Insurance and Self Pay | 84,521.07 |
| Medicaid, Medicare, Healthy Options | 31,921.71 |
| Allowance for contractual adjustments and bad debts | <u>(76,309.22)</u> |
| Total Patient Service Revenue | 40,133.56 |
| Revenue | |
| In-Kind Revenue | - |
| Total Revenue | <u>-</u> |
| Total Support and Revenue | <u>130,519.87</u> |
| | |
| Expense | |
| Payroll | |
| Salaries and Wages | 48,740.20 |
| Taxes and Benefits | <u>9,283.72</u> |
| Total Payroll | 58,023.92 |
| Other Operating Expenses | |
| Facility Expenses | 15,904.12 |
| Business Expenses - Other | 601.13 |
| Dues | 855.92 |
| Utilities & Telephone | 2,897.85 |
| Professional Services | 1,655.25 |
| Medical supplies | 16,947.96 |
| Lab Fees | 386.50 |
| Travel, Conference and Meetings | 3,337.40 |
| Insurance | 571.52 |
| IT expenses (Data lines, SW) | 7,187.43 |
| Equipment Expenses | 4,145.33 |
| Marketing & Advertising | 5,816.46 |
| Taxes (Non payroll) | 492.10 |
| Miscellaneous | 1,093.13 |
| Depreciation | 1,078.13 |
| Bad debt | <u>447.02</u> |
| Total Other Operating Expenses | <u>63,417.25</u> |
| Total Expense | <u>121,441.17</u> |
| | |
| Excess (Deficit) | <u>9,078.70</u> |

Mt. Baker Planned Parenthood - Friday Harbor Health Center

Annual financial report
for period ending
December 31, 2019

| Fiscal Years | 2014 | 2015 | 2016 | 2017 | 2018 | 2019 |
|-------------------------|-------------|-------------|-------------|-------------|-------------|-------------|
| Total Support & Revenue | 88,561 | 102,761 | 89,032 | 143,287 | 116,116 | 130,520 |
| Total Expense | 109,607 | 100,108 | 126,095 | 129,211 | 115,353 | 121,441 |
| Excess (Deficit) | (21,046) | 2,653 | (37,064) | 14,076 | 763 | 9,079 |

Thank you.

